



# LASIK







# LASIK

## DESIGNED FOR YOU

Vision for a lifetime... that's our focus at Associated Eye Care, and providing world-class laser vision correction is an integral part of that approach. Our refractive team is led by board-certified ophthalmologists Drs. David Park, Gary Schwartz, and Jesse Vislissel. Experience, paired with state-of-the-art technology, makes us a premier eye care practice in the Twin Cities East Metro and Western Wisconsin area.

Experience the difference of personalized laser vision correction at Associated Eye Care.

# FREE LASIK

## CONSULTATIONS


LASIK is not the same everywhere you go. But we know that everyone's eyes are unique, so don't choose to have LASIK where you are treated the same way as everybody else. At Associated Eye Care, we understand your need for safety, affordability and quality care. We also believe in caring for you as an individual. That is why we offer you a free personalized LASIK consultation in order to determine your true candidacy for LASIK.

The same surgeon who will perform your procedure will meet with you personally during your consultation to discuss your options and answer your questions.


Call 888.466.2020  
or visit us online at [www.associatedeyecare.com](http://www.associatedeyecare.com)  
to schedule your free LASIK consultation.

# OVER 50 YEARS OF COMBINED LASIK EXPERIENCE

## MEET YOUR SURGEON



Dr. Park joined Associated Eye Care in 1997. He obtained his B.S. degree at Stanford University. Dr. Park received his medical degree and completed his ophthalmology residency at the University of Minnesota, where he authored several scientific articles and received the Outstanding Teacher of the Year award. His interests include laser cataract surgery, micro-stent glaucoma surgery as well as LASIK. His participation in multiple clinical trials for medications, procedures, implants and devices has given him extensive experience with the most recent techniques and advancements available in ophthalmology. As an adjunct assistant professor at the University of Minnesota, he enjoys teaching medical students and residents. He has been on medical mission trips to Mexico, Ecuador, and Africa. He and his wife have three children.



Dr. Schwartz joined Associated Eye Care in 1995. Born and raised in Boston, he received his medical degree from Boston University in 1991, and completed his ophthalmology residency at the University of Minnesota in 1995. He received his Master in Healthcare Administration (MHA) from the University of Minnesota in 2017. Dr. Schwartz is a comprehensive ophthalmologist with a special interest in problems of the ocular surface. He devotes most of his surgical time to cataract surgery and refractive surgical procedures such as LASIK and PRK. Dr. Schwartz is an adjunct associate professor of ophthalmology at the University of Minnesota, where he has received awards for his skills as a teacher. He has also authored two books, *The Eye Exam* and *Around the Eye in 365 Days*. He has served on the Board of Trustees of the American Academy of Ophthalmology and as president of the Minnesota Academy of Ophthalmology. In his spare time, Dr. Schwartz enjoys snowboarding and gourmet cooking with his wife and son.



Dr. Vislisel was born and raised in Cedar Rapids, Iowa. He received his medical degree from the University of Iowa in 2007 and graduated with Research Distinction. He then completed his medical internship in Tucson, Arizona and returned to the highly-ranked University of Iowa for his ophthalmology residency and fellowship training in cornea and external eye disease where he received the Fellow Teaching Award and the P.J. Leinfelder award for excellence in research. He has special interest in cataract surgery, corneal transplantation, corneal crosslinking, anterior segment and ocular surface surgery, and laser refractive surgery such as LASIK. Dr. Vislisel enjoys technology and the rapid technological advances that occur in the field of ophthalmology. He has authored many peer-reviewed publications and book chapters and previously served as an editorial board member and chief medical editor for EyeRounds.org, a leading resource for ophthalmology education. His outside interests include music, cycling, fishing, outdoor recreation, and spending time with his wife and three children at the family cabin.

ALL LASIK EVALUATIONS ARE COMPLETED BY A SURGEON



# WHY CHOOSE ASSOCIATED EYE CARE?

When you are considering LASIK surgery, you should feel confident about your surgeon and treatment location. Thousands of patients have placed their trust in Associated Eye Care for their LASIK surgery and you should too.

## Experience You Can Trust

- Three certified refractive surgeons have over 50 years combined experience in refractive surgery
- Thousand LASIK & refractive cases performed



## Visit Our LASIK Webpage!

Scan QR code to learn more about LASIK at Associated Eye Care

## A Higher Standard of Care

Our commitment to you is to offer the latest technology and best patient care possible. Topography-guided bladeless LASIK procedures are our standard of care and are included in the price, while many other providers only offer this as an upgrade.

Here's a list of what is included in our LASIK package:

- Free consultations with a surgeon
- All-laser LASIK with CONTOURA® Vision\*
- Lifetime coverage for your results - ask for more information about our Vision Advantage Program
- Post-operative antibiotic/steroid eye drops
- All post-operative visits and measurements
- Voucher for \$100 off sunglasses from AEC Optical
- 24 month interest free financing available

**Call 1.888.466.2020 to schedule your free personalized LASIK Evaluation.**

\*CONTOURA Vision technology only recommended for patients who are candidates for the technology.

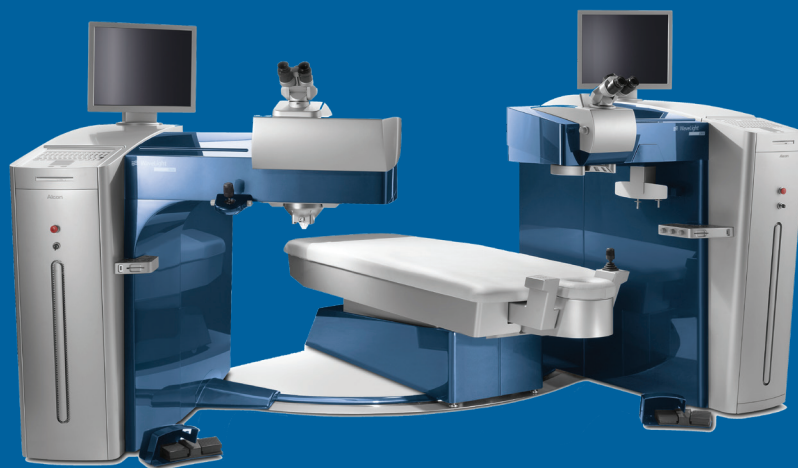
# THE BEST TREATMENT AVAILABLE WAVELIGHT® LASERS WITH CONTOURA®



At Associated Eye Care, we now offer our patients the latest in LASIK technology, CONTOURA® Vision, as the standard of care. The Alcon WaveLight® Refractive Suite is the fastest and most precise suite designed specifically for LASIK. These lasers, along with the WaveLight® Topolyzer®, bring a highly personalized approach to LASIK called CONTOURA® Vision.

The two lasers in the WaveLight® Refractive Suite are connected by an advanced, internal data-sharing network (WaveNet) to increase speed and enhance precision. The suite also offers a swiveling bed to enhance patient comfort during our laser vision correction procedures.

Not only is our WaveLight® Refractive Suite faster than any available laser system on the market, it also integrates advanced data-transferring technology that allows the lasers to communicate patient-specific data, so the surgeon can utilize the information during surgery.



The WaveLight® FS200 Femtosecond Laser creates a flap in just seconds with precision and accuracy. Through the use of the femtosecond laser, our doctors at Associated Eye Care can provide results that are predictable, increasing confidence throughout the procedure.

The WaveLight® EX500 Excimer Laser reshapes the cornea, allowing incoming light rays to focus correctly on the retina, providing crisp, clear vision. The WaveLight® EX500 Excimer Laser is most notable for its impressive speed, precision, and customization.

## A New Level of Precision

Associated Eye Care is one of the first in the country to offer CONTOURA® Vision as the standard of care. This exciting technology brings a new level of precision to the LASIK procedure with the ability to map corneal irregularities with a high degree of accuracy.



# THE LASIK VISION ADVANTAGE PROGRAM

At Associated Eye Care, we are committed to providing our patients the best possible vision for life. As part of that commitment, we are excited to offer the LASIK Vision Advantage program. If a patient requires a retreatment to maintain distance vision results, that patient may receive a retreatment from Associated Eye Care at no charge.

Patients who have good general eye health and receive laser vision correction for myopia, hyperopia or astigmatism at Associated Eye Care are eligible for the LASIK Vision Advantage program. Eligible LASIK surgery patients are automatically enrolled after surgery. Co-managed patients are also covered by this program provided they see their primary eye care provider for routine care. The typical follow-up exam schedule requires monitoring appointments one day, one week and three months after the procedure. Yearly eye exams are required to maintain the program, but are not included in the LASIK Vision Advantage program.



If the desired correction is not achieved in the initial procedure, and the surgeon believes that a retreatment is likely to improve the visual outcome, the retreatment is provided at no cost, provided that the surgeon agrees it is reasonably safe and medically appropriate. Retreatments must be necessitated by myopic, hyperopic, or astigmatic overcorrection, undercorrection, progression or regression.

## Did You Know?

Studies have shown that the risk of significant vision loss after LASIK may be lower than long-term contact lens wear?

Mathers WD, et al. Risk of LASIK Surgery vs Contact Lenses. Arch Ophthalmol. 2006;124(10):1510-1511.





# YOUR LASIK PROCESS

## WHAT TO EXPECT:

### STEP 1

#### **PERSONALIZED LASIK EVALUATION**

Meet with one of our experienced surgeons to determine whether you are a good candidate for LASIK and to discuss your treatment plan. At this visit you will undergo a comprehensive eye exam and multiple measurements of the eyes will be taken. The visit typically takes around 2 hours.

### STEP 2

#### **PROCEDURE**

All LASIK procedures are performed in our Stillwater clinic. While the procedure takes only about 15 minutes, you should plan to be at our clinic for an hour. Your eyes will be numbed and you should not expect to experience significant discomfort during the procedure.

### STEP 3

#### **POST-OPERATIVE EXAM**

You will meet with our care team for a post-operative follow-up, one day after the procedure. We will examine your eyes to ensure that you are on the path to healing. Most people return to their normal routine quickly after LASIK, and some even return to work the next day.

### STEP 4

#### **LIFETIME CARE**


You will be automatically enrolled in our LASIK Vision Advantage program. The typical follow-up exam schedule requires monitoring appointments one day, one week, and three months after the procedure. Yearly eye exams are required to maintain the program, but are not included.

Let  
**LASIK**  
Simplify  
Your Life!



# YOUR VISUAL FREEDOM

## FREEDOM FROM:



light sensitivity




difficulty driving  
at night



difficulty reading



glare



starbursts




halos

## I'm ready! What's my next step?

If you're ready to take the next step towards better vision and a better life, call us today at 888.466.2020 to schedule your free LASIK consultation. If you've already had your consultation, then call us today to schedule your procedure. Great vision could be just a phone call away!

Patients having LASIK with CONTOURA<sup>®</sup> Vision experience improvements on many of the adverse effects commonly associated with glasses and contact lenses.

Enjoy your favorite activities free from visual disturbances and the inconvenience of glasses or contacts.







# AFFORDABLE FINANCING

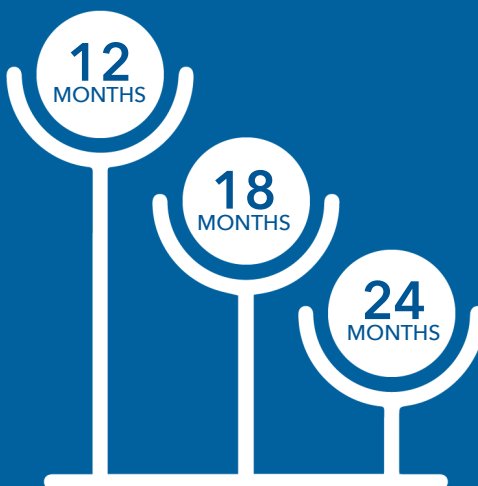
## Benefits that work harder

Associated Eye Care is a proud member of the VSP Premier Program, which affords special offers to patients seeking vision correction services. As a VSP member, you will receive a discount off your LASIK procedure, while still enjoying all the benefits that our all-inclusive vision correction package provides. VSP members need to simply present their benefits card to an Associated Eye Care representative at the time of the free LASIK evaluation and we will take care of the rest. As the largest VSP eye care provider in the state of Minnesota, Associated Eye Care ensures your VSP membership benefits are working harder for you.

## Get great vision today, pay tomorrow.

Associated Eye Care offers 0% financing for 12, 18, or 24 months. We also offer extended payment plans.

# ZERO % FINANCING



With our flexible and affordable financing options, there's no need to wait! Many LASIK patients say their only regret is not having a vision correction procedure sooner.

\* Under the no interest payment plans, each month you are required to pay the minimum monthly payment to avoid interest charges. The promotional purchase must be paid in full within the promotional period.

**Visit our website [AssociatedEyeCare.com](http://AssociatedEyeCare.com), for more details and how to get started!**



## Flex Spending?

Did you know you can use your flex dollars or health savings account (HSA) for LASIK? Find out if you are a candidate for LASIK and have an exact cost for the procedure in mind. Research the details of your employer's plan (you may have a grace period) and plan your spending accordingly. Request a copy of the Summary Plan Description (SPD) from your employer, as it contains the rules of your plan.



# WHERE TO FIND US

At Associated Eye Care, we're committed to bringing world-class eye care close to home in a way that's more convenient for you. That's why we have several locations for you to choose from. All procedures are performed at our Stillwater location.

## **Stillwater, MN**

2950 Curve Crest Blvd W, 55082

## **Hudson, WI**

Hudson Medical Center  
2651 Hillcrest Drive, Suite 104, 54016

## **Lino Lakes, MN**

2380 Rosemary Way, 55038

## **New Richmond, WI\***

525 N Knowles Ave, Suite 200, 54017

## **Woodbury, MN**

City Place Medical Building  
237 Radio Drive, Suite 100, 55125

# RESHAPING YOUR VISION

Committed to leading the way technologically, our surgeons use the latest laser technology available to give you the best visual results possible.

All-laser flap creation brings a new level of safety and precision before your cornea is reshaped by the laser, leading to lower risk of side effects and complications.

Once the flap has been created, the advanced laser precisely reshapes the cornea, providing you with clearer vision and less dependence on glasses and contact lenses. The whole process is completed in just minutes.



## The Normal Eye

The eye's surface is convex, and light rays that hit it bend toward its center. In an eye with a normally curved cornea and the correct shape, light focuses on the retina forming a sharp image.



## Nearsightedness (Myopia)

When the eyeball is too long, light rays focus in front of, rather than on, the retina. Under these circumstances, near objects are in focus but distant objects are not.



## Farsightedness (Hyperopia)

When the eyeball is too short, light rays entering the eye focus behind the retina. Distant objects are easier to see than near ones.

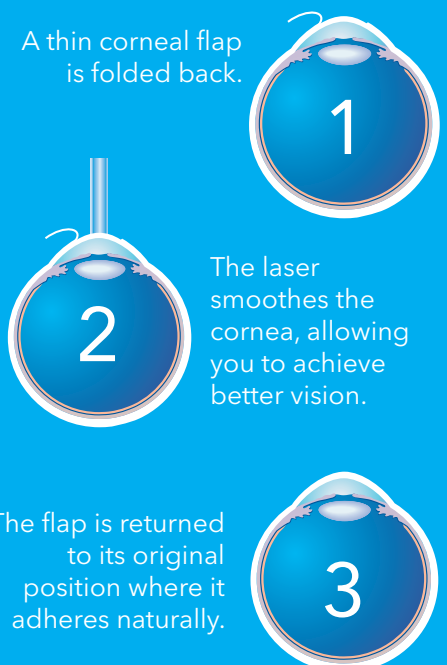


## Astigmatism

Vision becomes distorted when the surface of the cornea has an uneven curvature. Sometimes, it is the eye's lens that is irregularly shaped. Astigmatism causes light to focus in more than one spot, leading to blurred vision.

## How LASIK Works

Before the LASIK procedure, advanced diagnostic technology is used to map thousands of data points, giving the Associated Eye Care team a fully detailed, three-dimensional picture of your eye's shape and characteristics. This information is then translated into a personalized laser treatment plan for each eye.







# TREATMENT TYPES

## **LASIK**

The initial step in LASIK is the creation of a thin flap of corneal tissue that can be repositioned after the laser reshaping of the eye is complete. Numbing drops are applied to the eye and a femtosecond laser is used to create the LASIK flap. The flap is lifted and an excimer laser reshapes the cornea to provide clearer vision. The flap is then returned to its original position where it adheres naturally.

## **PRK**

PRK also involves the use of an excimer laser to reshape the cornea, but unlike LASIK, creation of a corneal flap is not required. When performing PRK, numbing drops are placed on the eye and the outermost cells on the cornea (the epithelium) are gently removed. The excimer laser is then applied to the surface of the cornea to modify its shape. After the laser treatment, a bandage contact lens is placed on the cornea. Within a few days, new epithelial cells grow over the cornea and the contact lens is removed.

## **Monovision**

Monovision is a treatment technique that is often prescribed for people ages 40 and older who are affected by presbyopia, the loss of reading vision. With monovision, the need for reading glasses may be greatly reduced. One eye is set for near vision, the other for distance, allowing patients the ability to perform most of their day to day activities without glasses. Though monovision might sound difficult to adjust to, most people adapt very well and eventually don't even notice the difference.

## **Can't Have LASIK? We Have Options.**

Your surgeon will discuss options and candidacy with you during the initial free evaluation.





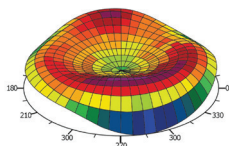
## Don't let poor vision slow you down.

All-laser LASIK with CONTOURA® Vision is our standard of care at Associated Eye Care. Schedule your free LASIK consultation today!

CONTOURA® Vision maps up to

# 22,000

unique elevation points on each eye



CONTOURA® Vision maps the unique contours of your eyes. As unique to you as your fingerprint.



## Vision For A Lifetime



# THOUSANDS TRUST THEIR VISION TO ASSOCIATED EYE CARE. YOU SHOULD TOO!

Visit [www.associatedeyecare.com](http://www.associatedeyecare.com) to see how  
patients rave about their vision after LASIK!



# VISION FOR A **LIFETIME**

LASIK appointments or information: 888.466.2020

[www.associatedeyecare.com](http://www.associatedeyecare.com)

